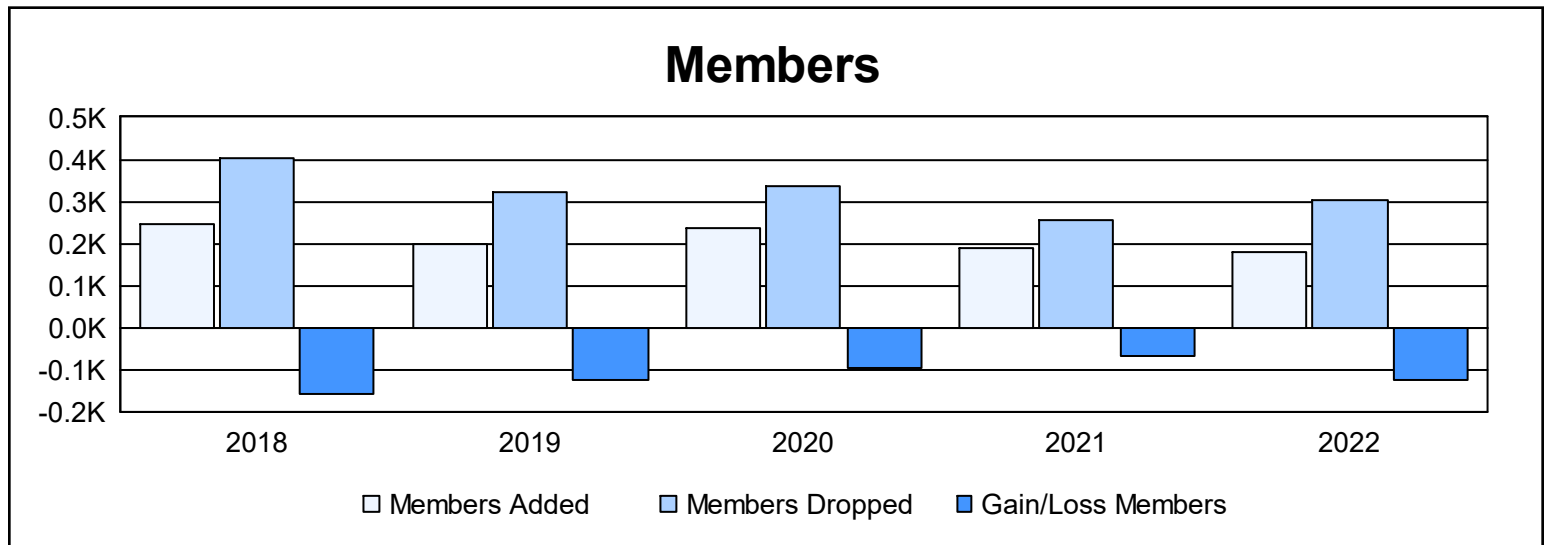
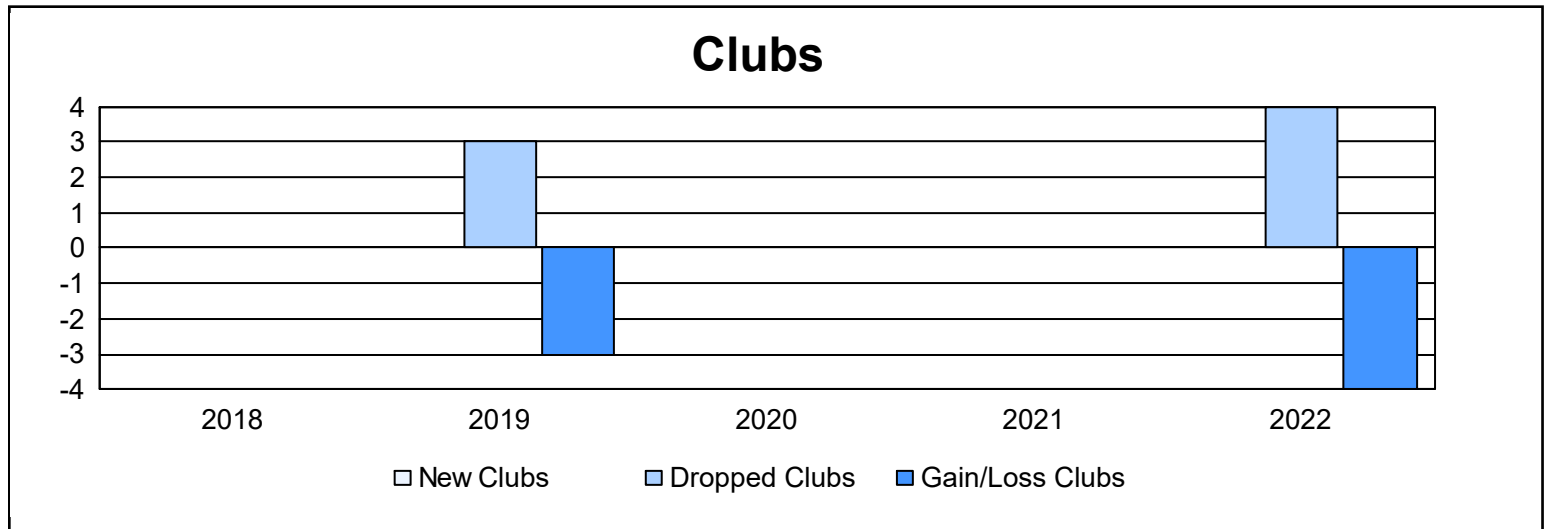
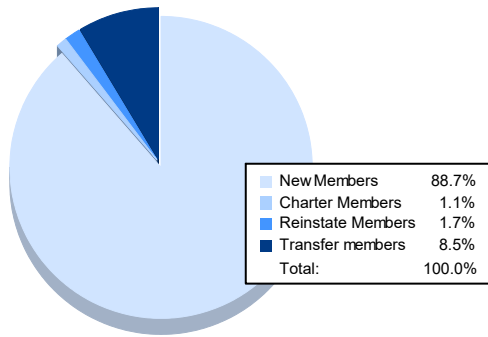


Year	New Clubs	Dropped Clubs	Gain/ Loss Clubs	New Members	Charter Members	Reinstate Members	Transfer Members	Total Member Added	Total Members Dropped	Gain/ Loss Members
2017-2018	0	0	0	239	0	4	3	246	404	-158
2018-2019	0	3	-3	190	0	1	9	200	324	-124
2019-2020	0	0	0	231	0	2	5	238	336	-98
2020-2021	0	0	0	179	0	4	5	188	255	-67
2021-2022	0	4	-4	157	2	3	15	177	301	-124
<b>Average</b>	<b>0</b>	<b>1</b>	<b>-1</b>	<b>199</b>	<b>0</b>	<b>3</b>	<b>7</b>	<b>210</b>	<b>324</b>	<b>-114</b>



### Membership Composition June 2022 Cumulative



### Gender Composition June 2022 Cumulative

